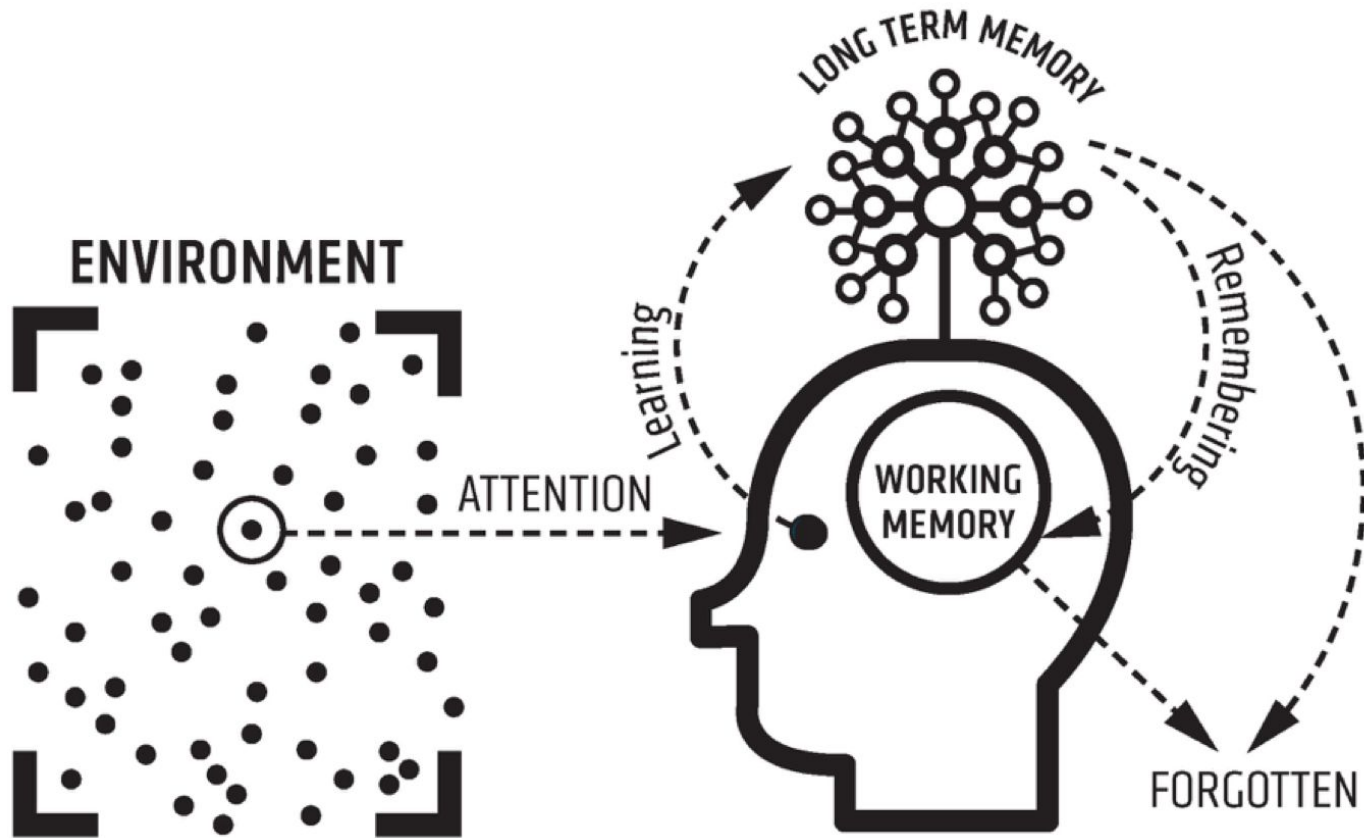




Achieving Excellence Together  
Cyflawni Rhagoriaeth Gyda'n Gilydd

Whatever happens, we've got learning covered.

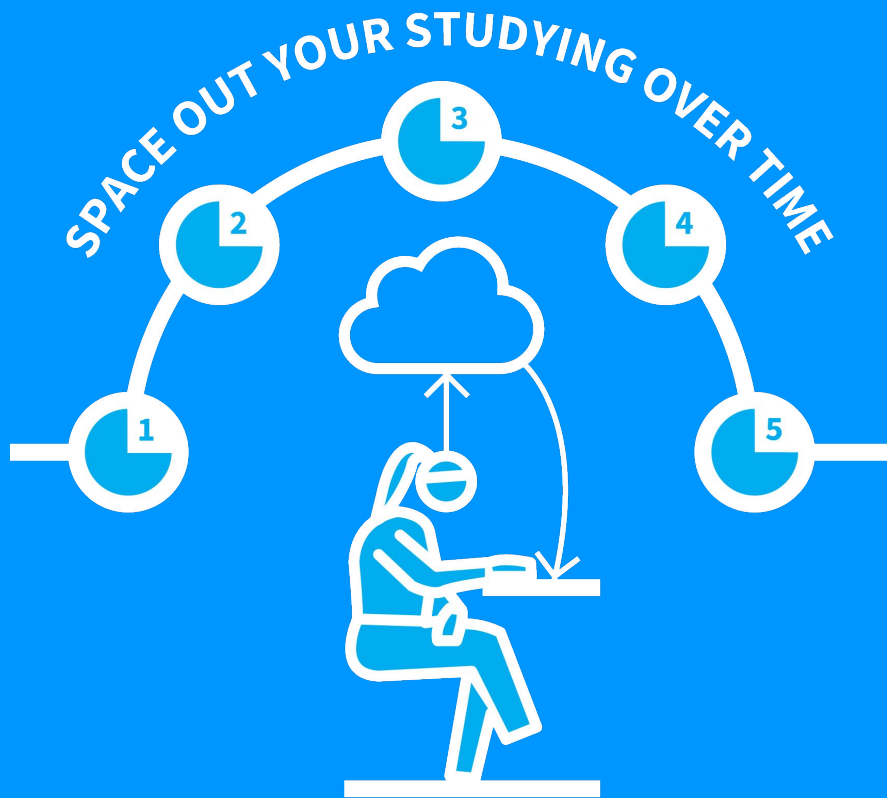
#TimHeolddu 






# RETRIEVAL PRACTICE

- There are many ways to engage in this process. The key thing is to move away from simply re-reading notes – a common mistake that students make.
- Instead, *practise bringing information to mind* – testing what you can remember without support before checking for accuracy.
- Begin with the core factual content in a topic: *terminology, definitions, equations, dates, names, places, quotations, labels, sequences, units, events, people.*
- **KEY STRATEGY: Flash Cards**



# SPACED PRACTICE

- Another common error is to cram study on one topic in a long session. The research shows that it is more effective if students engage in shorter study sessions at intervals.
- The message is *space out your studying over time*.
- **KEY STRATEGY:** Use a revision timetable to space out your revision sessions.




# ELABORATION

- Practise **explaining and describing** ideas with many details.
- It's important to test your knowledge of the content that you are revising. Writing explanations, descriptions, summaries are proven to be highly effective.
- **KEY STRATEGY: Set yourself HOW and WHY questions at the end of each revision session.**



# CONCRETE EXAMPLES

- Use specific examples to help you understand complex ideas.
- Sometimes, it's important to learn definitions off by heart. However, it's only useful to do this if you can also give specific examples.
- **KEY STRATEGY:** Collect examples that your teacher has used, and look in your class materials for as many examples as you can find.





# INTERLEAVING

- Revision is more effective when it feels more difficult.
- Experts suggest that you aim to *switch between ideas while you study*.
- This means mixing up sub-topics within a subject during a study session rather than studying them one at a time.
- **KEY STRATEGY: Use subject-specific revision timetables to interleave your revision.**



## Mock Examination Revision Checklist:

- ✓ Revision timetable to allow spaced learning
- ✓ Knowledge of what will be examined in each subject
- ✓ Access to class materials, including practice exam papers
- ✓ Revision equipment: flash cards, post-its, work booklets, templates